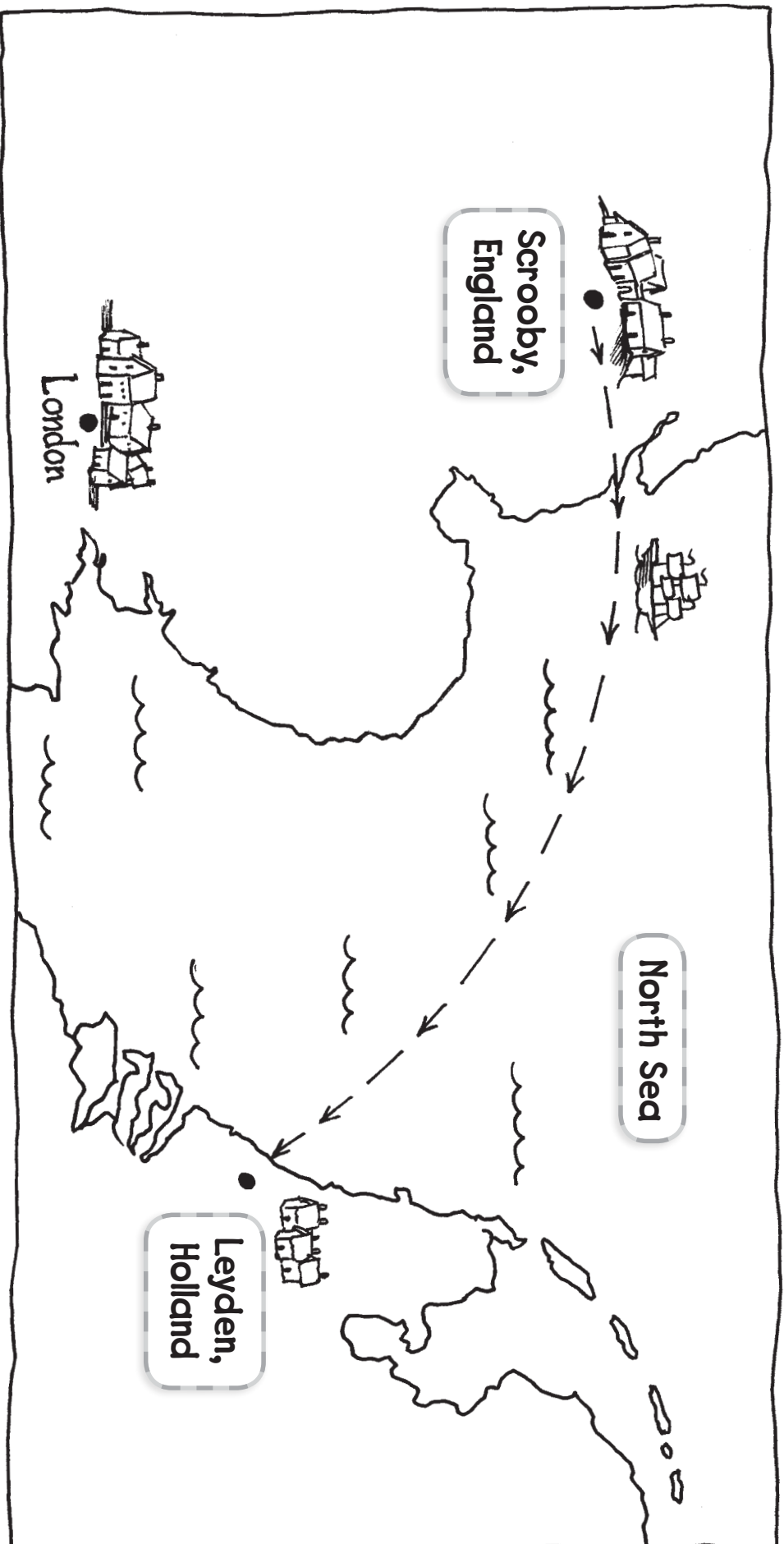


Off to Holland

Some Pilgrims wanted to leave England. They moved to Holland. There they could follow their own beliefs.

The Pilgrims stayed in Holland for 12 years. They worked hard and grew tired. They missed their English way of life, but they could not move back to England.



Using The Booklet

This booklet is designed for flexible use. You can follow the guidelines below for using the booklet in the classroom, or adapt the ideas to better meet children's needs.

- * **Activate Prior Knowledge:** Introduce the booklet with a discussion to activate children's prior knowledge. Invite children to share what they know about the topic. Then ask them to tell what they think they'll learn from the booklet.
- * **Walk Through the Booklet:** Before reading the booklet, walk through the pages with children. Point out the nonfiction features, such as headings, captions, and labels. Also, show children where any writing and drawing prompts are throughout the booklet.
- * **Read, Write, Draw, and Learn:** Read and discuss the text together. Point out new and content-related vocabulary words as you come to them. As you read, raise questions about the information being shared. Work with children to generate possible responses to each writing prompt. Then talk about what students learned, what they want to know more about, and any information that surprised them.
- * **Share:** After children complete their booklets, invite them to share their written responses with classmates. Draw attention to the similarities and differences in their responses. Be sure to send the booklets home for children to share with their families!

Graphic Organizer

Help children organize and summarize what they have learned:

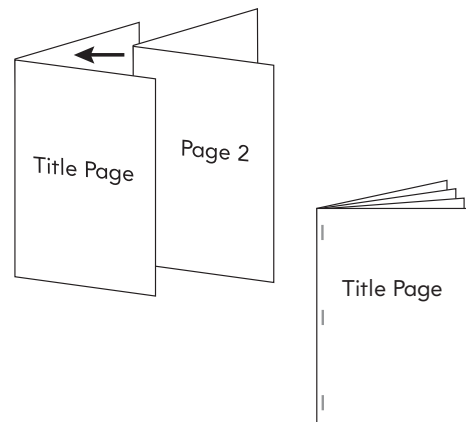
- * **Ask and Answer Questions**

Assembling the Booklet

It works well to assemble the booklets together as a class. You might make one in advance to use as a model when introducing the booklet to students.

Directions:

- 1 Print the booklet pages.
- 2 Make double-sided copies of each page on standard 8 1/2-by 11-inch paper.
- 3 Fold each page in half along the solid line.
- 4 Place the pages in numerical order and staple along the spine.



TIP: You may want to have children fill in their booklets before stapling them. This way the center pages will lie flat while children write in their responses.




Name _____ Date _____

Book Title _____

Write what you want to know before you read the book.

After reading, write what you learned.

What I Want to Know 	What I Learned 